


GP ACCESS

Trafford Healthwatch 100

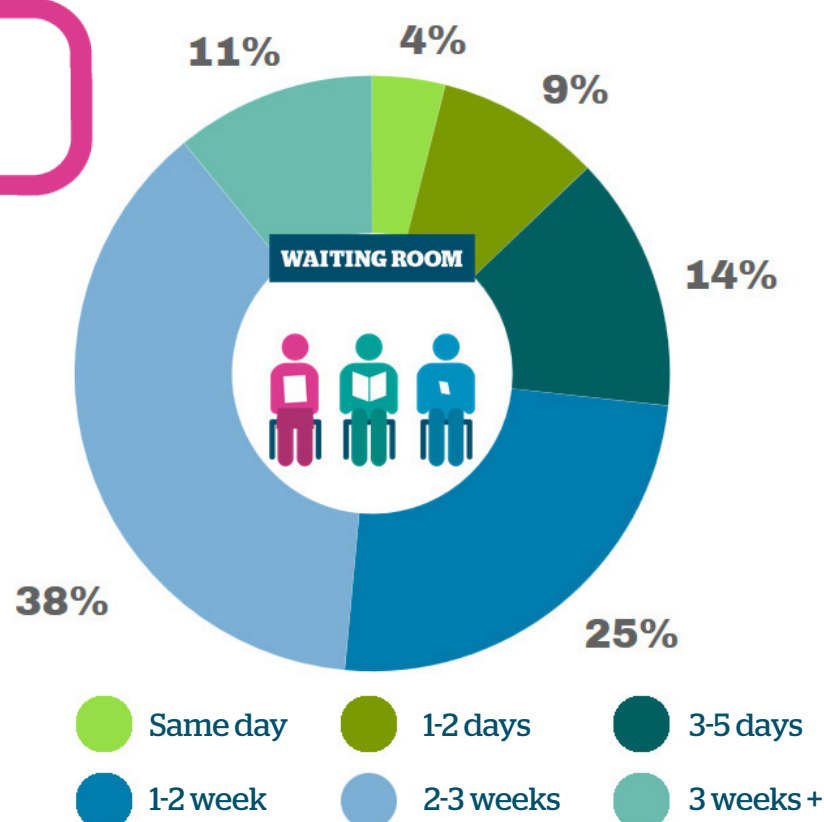
WHO ANSWERED OUR SURVEY? (BY AGE)

There have been relatively few responses (16%) from the **under 45 age** ranges, and a large number (84%) in the **45-79 age ranges**.



AGE: 0-17 18-34 35-44 45-65 66-79

HOW LONG DO YOU HAVE TO WAIT FOR YOUR NON-URGENT APPOINTMENT?



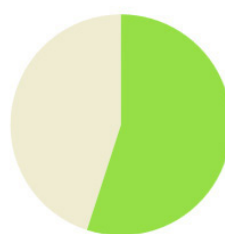
This shows that most typically residents expect a **2-3 week wait**, with **1-2 weeks** second most likely.



DO YOU KNOW WHAT YOUR GP OFFERS ONLINE?

It should be noted that these figures may relate to: either the **services actually offered** at patients' local GP practice or **patients awareness** of the services offered at their local GP practice.

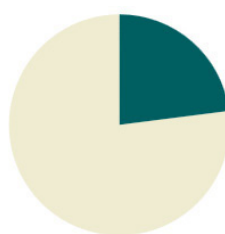
Booking Appointments



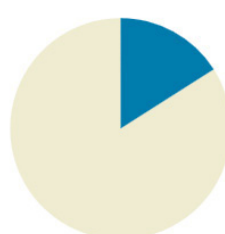
Ordering Repeat Prescriptions



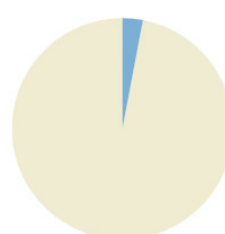
Accessing Medical Reports



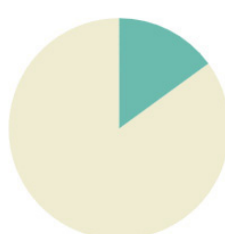
Accessing Test Results



None of these



Don't know



Don't know Know

